

Purposeful Design Transforming the Way We Live

Design Entry Template





Design Entry Template Guidelines

You will find the following slides in this Submission Template with specific titles and requirements for your submission as indicated below. Total number of your submission should not exceed 12 slides, beginning with (Slide 1: Project Name) and ends with (Slide 12: AS Products Specified).

SLIDE 1: **Project Name**

Input a concept title that reflects your idea.

SLIDE 2: **Design Concept**

Describe your concept in a nutshell, keep it within 150 words.
NOTE: You will elaborate more in the Design Story Document.

SLIDE 3: **Design: Floorplan and Elevations**

Organize your drawings to tell your story.

SLIDES 4-9: **Design: Visuals**

Present your concept with your renderings.

- Slide 4: Full Bathroom
- Slide 5: Shower Area
- Slide 6: Toilet Area
- Slide 7: Basin Area
- Slide 8-9: Optional Images

SLIDE 10- 11: **Specifications: Colors, Materials and Finishes**

SLIDE 12: **American Standard Products Specified**

List down the products that are used in your design.

Sunshine Beach

Participant ID: ASDA22-90100



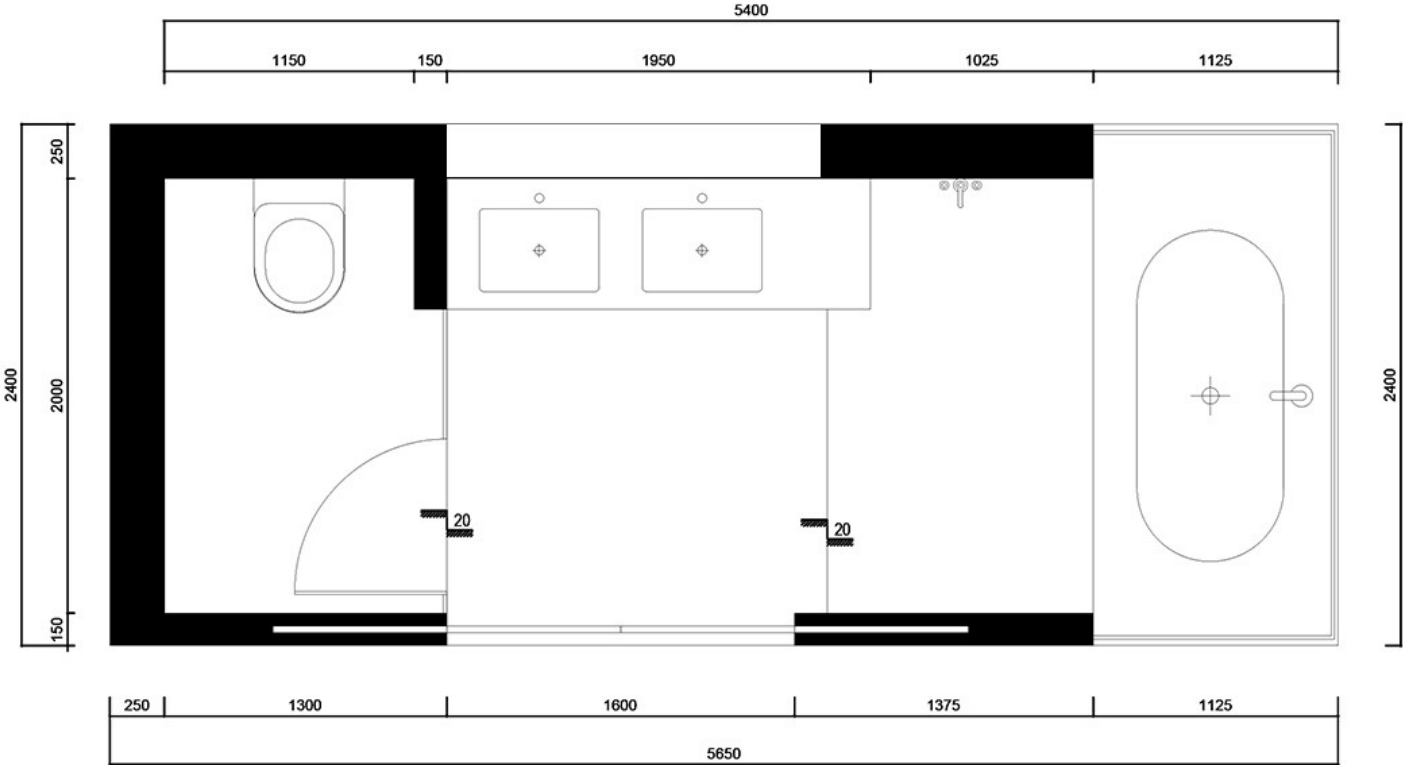


Design Concept

In the context of sunny and windy Da Nang city, the development of more coastal hotels and to meet a bathing space that can enjoy both fresh and cool beaches, the open spaces To bring light into the whole room is the top concern and suggestion. To meet that space, the standing and lying shower areas are placed close to the glass wall area to help the wet space stay dry and clean.



Design: Floor Plan and Elevations



Design Visuals: Full Bathroom

The overall space with deep color tones and the use of bamboo materials as the ceiling creates a highlight between the more natural space and the change between materials brings harmony and nature.



Design Visuals: Shower Area

The shower space has no partition, allowing the user to take the initiative between a standing shower and a lying shower, allowing the user to feel unlimited enjoyment in this space.



Design Visuals: Shower Area



Design Visuals: Toilet Area

The toilet area is a dry area, so it has been brought to the inside of the space and used basalt material to make the space more rustic and clean.



Design Visuals: Basin Area

The lavabo area is an open area with a full glass window behind to bring nature into the bathroom space. Especially using two round mirrors as accents to make the space look larger and fresher.



**Design
Visuals:
Optional
Images**




**Design
Visuals:
Optional
Images**




Specifications:
Colors,
Materials and
Finishes



Pine Wood



White Glaze



Basalt 300x600

American Standard Products Specified



Acacia Evolution	
Mã Sản Phẩm	WP-1806
Kiểu Xả	Siphon Jet
Thể Tích Xả	3.5 / 5 L
Kích Thước (W x L x H)	415 x 649 x 550 mm
Tâm Xả	305 mm, S-Trap
Vật Liệu	

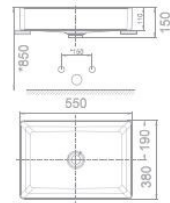


Chậu rửa đặt trên bàn
Acacia SupaSleek

WP-F412

W380xL550xH150 MM

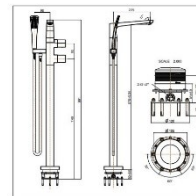
MÔI



Vòi bốn tắm
La Moda

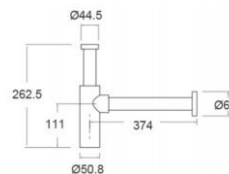
WF-0816

Nóng lạnh



Bẫy nước chữ P

A-8105



Cây sen
Moonshadow D20S

A-6110.978.903

Không bao gồm bộ trộn



as:da
american
standard
design
award

asia
pacific
2022

**May Your Idea
Make a Difference
Good luck!**

*American
Standard*

